

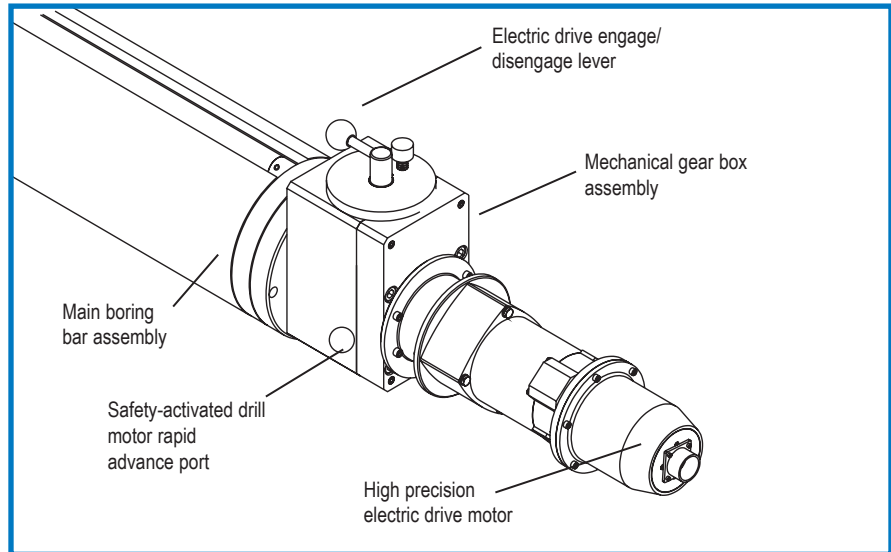
Electric Axial Feed Assembly For CLIMAX BB6100, BB7100 and BB8100 Boring Machines

The CLIMAX Electric Axial Feed Assembly is designed for use on CLIMAX BB6100, BB7100 and BB8100 boring systems. This feed unit can be easily adapted to boring machines utilizing 3.5, 5, 6, and 8 inch (88.9, 127, 152.4, and 203.2 mm) diameter bars.

Our electric feed unit not only provides you with a feed rate that is infinitely adjustable and reversible from 0.0 to 0.664 inches (0.0 to 17 mm) per minute (critical when machining large diameter bores) but also provides you with the capability to quickly position (or reposition) the tool carrier directly to the site where your machining needs to be done. This capability will save you a considerable amount of time when repositioning the tool carrier and enable you to complete your boring operations much faster. The feed unit has a remote pendant with a 3.5 foot (107 cm) cord, which allows the user to control the feed rate, feed direction and feed stop/start.

The CLIMAX Electric Axial Feed Assembly is made up of the following components:

- A compact, precision electric motor that will provide you with infinitely adjustable (and reversible) boring feed rate from 0.0 to 0.48 inches (0.0 to 12.2 mm) per minute.
- A unique mechanical gearbox assembly allows you to engage and disengage the electric drive to the boring bar assembly. With the electric drive disengaged, a convenient port is revealed that allows a hand drill to be attached for the purpose of rapidly advancing the machine's tool carrier to the location to be machined. As a safety factor, this drill access port is blocked when the electric drive is engaged to the boring bar assembly.
- A special adaptor plate allows you to easily connect the electric feed/ mechanical gearbox assembly to CLIMAX 3.5, 5, 6, and 8 inch (88.9, 127, 152.4, and 203.2 mm) boring bars. Adapters are also available for competitive boring systems.



Order inexpensive adapter plates to use on more than one size boring bar!

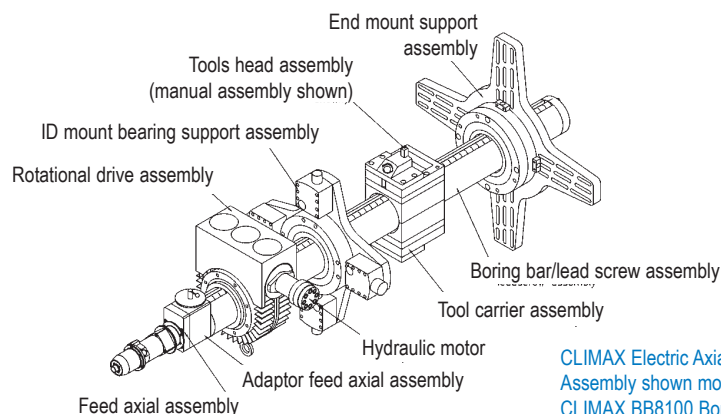
Please contact your CLIMAX Sales Representative for ordering information.

Ordering Information

PN	Description
43735	Electric Feed Assembly For B6100, 3.5 inch (88.9 mm) diameter bar
43736	Electric Feed Assembly For BB7100 or BB8100, 5 or 6 inch (127 or 152.4 mm) diameter bar
43734	Electric Feed Assembly For BB8100, 8 inch (203.2 mm) diameter bar

Technical Information

- The feed rate is infinitely adjustable and reversible from 0.0 to 0.664 inches (0.0 to 17 mm)/minute.
- Rapid Advance is available using your hand drill and a 7/16 inch (11 mm) drive socket (included). Typical rapid feed rates using your 0 - 400 RPM drill is 0.0 - 32 inches (0.0 - 813 mm)/min.
- Power requirements: 120/240V, 4A, 50/60Hz.
- The CLIMAX Electric Axial Feed is also available to fit competitive boring systems.



CLIMAX Electric Axial Feed Assembly shown mounted to a CLIMAX BB8100 Boring Machine

OEM OPERATIONAL TRAINING

Backed by Over 50 Years of Experience

CLIMAX pioneered the concept of portable machine tools in 1964. Since that time, CLIMAX has grown to become the world's largest provider of innovative on-site machining solutions.

Professional, Experienced Instructors

All training programs are taught by experienced OEM CLIMAX trainers. Your instructor will provide valuable information on operator safety, tool set-up, mounting, and operation that will help you complete your on-site machining tasks quickly and to the highest quality standards. Part number 00042

Sign up today for training at one of our eight Global CLIMAX training centers.

- Portland, Oregon
- Houston, Texas
- Baton Rouge, Louisiana
- Cleveland, Ohio
- Manchester, United Kingdom
- Düren, Germany
- Dubai, United Arab Emirates
- Dammam, Saudi Arabia



Call CLIMAX for:

RENTALS

On selected models. With 20+ worldwide rental depot locations, you are never far away from CLIMAX.

OEM TRAINING

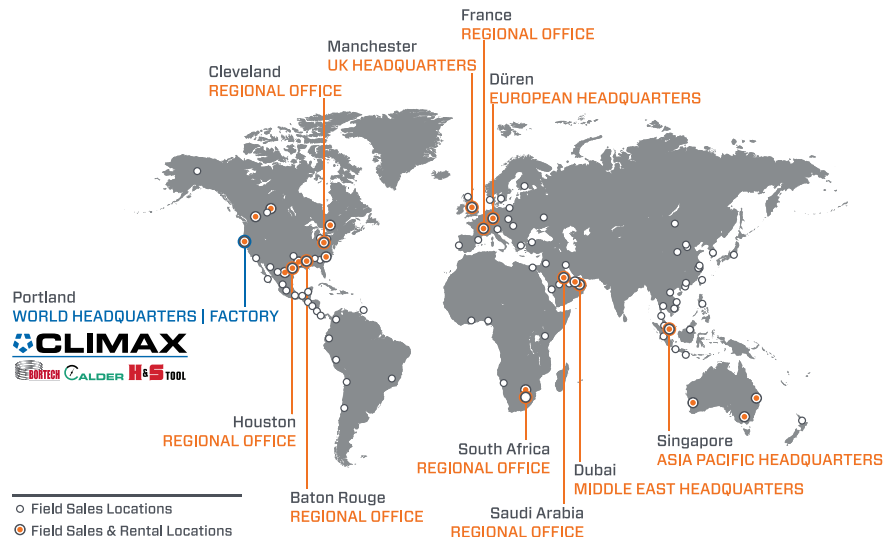
If you need training or on-site consultation, we're famous for it!

SPARES, REPAIR & MAINTENANCE

Call us for anything you need to keep your system running in top condition.

CUSTOM PROJECTS

Custom turn-key system design services from the most experienced engineers in the business!



Follow us on:



World Headquarters

Address: 2712 E. 2nd St, Newberg, Oregon 97132
Tel: +1 503 538 2185
Fax: +1 503 538 7600
Email: info@cpmt.com

Asia Pacific

Address: 10, Raeburn Park, #02-08, Singapore 088702
Tel: +65 6801 0662
Fax: +65 6801 0699
Email: ClimaxAsia@cpmt.com

European

Address: Am Langen Graben 8, 52353 Düren, Germany
Tel: (+49) (0) 2421 9177 0
Fax: (+49) (0) 2421 9177 29
Email: ClimaxEurope@cpmt.com

Middle East

Address: C9, Phase 5, Light Industrial Units, DSO, Dubai, UAE
Tel: +971 4 321 0328
Email: ClimaxUAE@cpmt.com

United Kingdom

Address: Unit 3 Martel Court, S.Park Business Park, Stockport SK1 2AF
Tel: +44 (0) 161 406 1720
Email: ClimaxUK@cpmt.com