

CONSUMABLES (sold individually)

Torch Tips	Wire Size		Part Number
	inch	mm	
#000	0.023	0.6	66888
#000	0.030	0.8	67180
<i>#000 Requires dedicated borewelder w/ fast rotation motor & push/pull feeder assembly. Use with .023 wire & weld approx.75 amps.</i>			
Tip (all standard torches)	0.030	0.8	70150
Tip (all standard torches)	0.035	0.9	69865
#0	0.035	0.9	69520
#0	0.045	1.2	69555
#00	0.035	0.9	69521
#00	0.045	1.2	69554
Tip (all standard torches)	0.045	1.2	70149

Nozzles	Part Number
Standard	69866
#00 - Individual	36530
#0 - Individual	36531

Other	Wire Size		Part Number
	inch	mm	
Diffusers			69778
Liner	Wire Size	0.023 / 0.045	40424
	Length	16 feet	
Welding Wire	0.035	1.2	32087
<i>Cast-controlled, 33 pound (15 kg) spool, National Standard ER70-S6</i>			

**\$25 minimum order applies to all consumables.

MOUNTING HARDWARE

Description	Part Number	
	Climax	Bortech
Adjustable base	29037	A1000
Mounting rod	30773	10004
Mounting rod extender	30831	10239
Radial mount - 5 inch (127.0 mm)	28208	A1023
Radial mount - 10 inch (254.0 mm)	35006	A1099
Radial mount - BW1000 (Dozer)	40958	A1152

SLOW ROTATION

Slow Rotation for welding over 27 inches (685.8 mm)	Part Number	
	Climax	Bortech
Pulley	32574	10348
V-belt, 11 inches (279.4 mm)	32575	10372

CABLES & RECEPTACLES

Cables & Receptacles	Part Number	
	Climax	Bortech
Power cord, 110V	34396	10202
BoreWelder control, 8' (2.4 m)	29866	A1074
BoreWelder control, 8' (2.4 m)	31368	A1102
<i>Remote arc interrupt ready</i>		
Remote arc interrupt switch (for 150 series)	39727	A1100
<i>Use with A1102 control cable and 150 series (old style) control box</i>		
Remote arc interrupt switch (for 160 series)	53184	A1286
<i>Use with 160 series (new style) ZP or ZM control box.</i>		
Wire feed control, 12' (3.7 m), 9 pin amp	33935	A1090
Push/pull wire feeder cable, 6 feet (1.8 m) with plastic connectors	40176	A1070
90° power connector (weld power positive)	34345	A1098

Power Supply Control Cable	Part Number	
	Climax	Bortech
25 foot (7.6 m) cable, plastic connectors		
Blank end	36874	A1061
Miller 14 pin	34217	A1062
Pow Con 14 pin	30934	A1065
Lincoln 14 pin	32042	A1088
Hobart 19 pin	34869	A1131
Esab 19 pin	49599	A1135
25 foot (7.6 m) cable, metal connectors		
Blank end	53990	A1284
Esab 19 pin	58679	A1342
Esab Lai 550P or Eutectic Pulsarc 6000	69915	A1392
Fronius 4 pin	69898	A1368
Lincoln Multiweld 350 6 pin	53985	A1386
Lincoln 14 pin	53991	A1283
Milleromatic Welders 10 pin	68227	A1381
Miller 14 pin	53249	A1282

** Standard lengths shown above. Other lengths available, please ask!

TORCHES

Description	Bore ID		Part Number	
	inch	mm	Climax	Bortech
#00	0.88 - 1.8	22.4 - 45.7	29063	A1008
#0	1.75 - 3	44.5 - 76.2	28448	A1009
#1	2.75 - 5.5	69.9 - 139.7	29064	A1007
#1A	3 - 5.5	76.2 - 139.7	39723	A1071
#2	4.5 - 7.5	114.3 - 190.5	29032	A1010
#3	6 - 9	152.4 - 228.6	29033	A1011
#4	8 - 11	203.2 - 279.4	29034	A1012
#5	10 - 13	254.0 - 330.2	29035	A1013
#6	12 - 15	304.8 - 381.0	30345	A1021
#7	14 - 17	355.6 - 431.8	31792	A1022
#8	16 - 19	406.4 - 482.6	30346	A1017
#9	18 - 21	457.2 - 533.4	30710	A1053
#10	20 - 23	508.0 - 584.2	30711	A1054
#11	22 - 25	558.8 - 635.0	30712	A1077
#12	24 - 27	609.6 - 685.8	30713	A1078
Bearing Clearance Torch	12 - 27	304.8 - 685.8	63916	A1389
#13/24	26 - 54	660.4 - 1371.6	34473	A1082
<i>Requires 10 inch (254 mm) radial mount and slow rotation belt & pulley.</i>				
#000	0.5 - 1	12.7 - 25.4	39724	A1058
<i>Requires dedicated borewelder w/ fast rotation motor and push/pull feeder assembly. Use with 0.023 Wire & Weld approx. 75 amps.</i>				
OD Trammel Torch			27013	A1020
OD Trammel Torch, extended range	28 max dia.	711.2 max dia.	38506	A1145
<i>Requires 10 inch (254 mm) radial mount & mounting rod extension</i>				
OD Trammel Torch, extended range	56 max dia.	1422.4 max dia.	53004	A1269
<i>Requires 10 inch (254 mm) radial mount & mounting rod extension</i>				
Compact Face Torch 6 inch (152.4 mm) swing	2 - 19	50.8 - 482.6	48013	P1389
<i>Includes standard torch adapter. Needs a minimum 6 inches (152.4 mm) of axial clearance.</i>				
Standard Face Torch, 8 inch (203.2 mm) swing			28186	A1035
Conical Torch			28020	A1084
<i>OD trammel, face & conical torches require one set of counter-balance & extensions. Includes standard torch adapter.</i>				
Swivel Torches - BW1000 (106, Dozer)				
Description	Bore ID		Part Number	
	inch	mm	Climax	Bortech
#1 Swivel	2.75 - 8.2	69.9 - 208.3	39725	A1138
#2 Swivel	8 - 12	203.2 - 304.8	39726	A1139




TORCH EXTENSIONS

Description	Reach		Part Number	
	inch	mm	Climax	Bortech
Torch extension	3	76.2	29038	A1019
Torch extension	6	152.4	29039	A1014
Torch extension	12	304.8	29040	A1015
Torch extension	18	457.2	29065	A1016

TORCH ACCESSORIES

Description	Part Number	
	Climax	Bortech
Adapter - Standard Torch to Face & Trammel	36170	A1128
Adapter - Standard Torch to Swivel Head - model 106 & BW1000 (Dozer)	33804	A1134
Counterbalance	30756	A1079
Mounting rod extender	30831	10239
<i>(required for mounting OD trammel, facing & conical seat torches)</i>		
Swivel Head Assembly - BW1000 (106 & Dozer)	35603	A1137
Torch Extension Support - BW3000 (306-P)	33256	A1031
Torch Support Arm - BW1000 (106 & Dozer)	40877	A1124
Stick Electrode Holder - connects to same cable quick-couple that attaches to borewelder	36169	A1086

**Rebuilds/refurbishment of torches done on request
(Torches must be returned to Climax)*

Connect with us:   

World Headquarters

2712 E. Second Street
Newberg, Oregon 97132 USA
Worldwide Telephone: 1.503.538.2185
N. America Toll-Free: 1.800.333.8311
Fax: 1.503.538.7600
Email: info@cpmt.com

European Headquarters

Am Langen Graben 8
52353 Düren, Germany
Telephone: (+49) (0) 2421.9177.0
Fax: (+49) (0) 2421.9177.29
Email: info@cpmt.de