

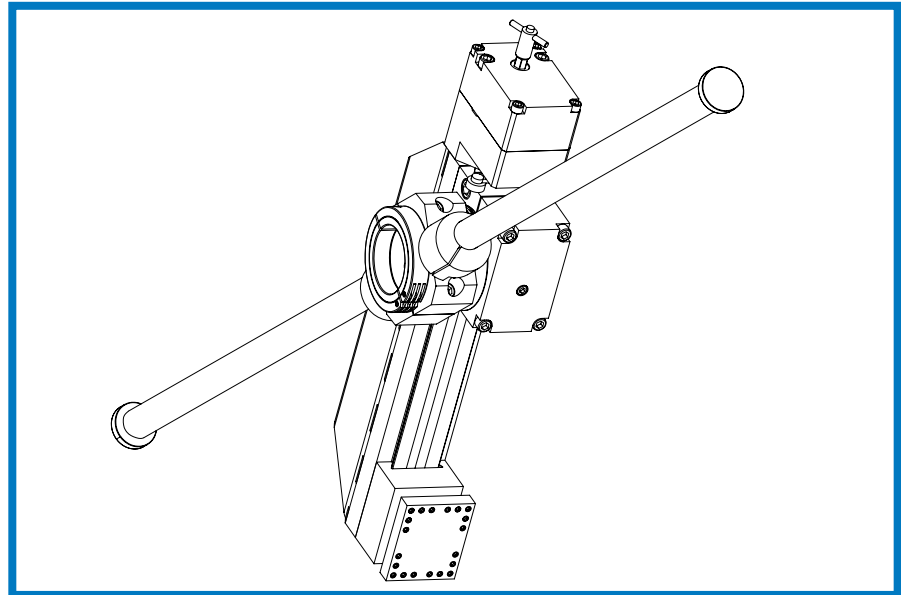
For your BB5000 Portable Boring Machine

Robust, high quality facing head expands BB5000 capabilities

- This rugged, heavy-duty facing head has a much higher removal rate to handle large diameter facing jobs with ease.
- Broad facing range, from 2.25 to 24 inches (57.2 - 609.6 mm) without repositioning.
- Swing diameter from 20.1 to 25.3 inches (510.5 to 642.6 mm).
- Simple and robust feed trip mechanism moves the carrier inward or outward automatically.
- Rigid tool carrier and slide assembly.
- Automatic radial feed is provided by a trip-activated feed mechanism that advances from 0 to 0.011 inches (0 to 0.279 mm) per revolution.

Easy, flexible setup and operation

- The adjustable facing head will face in either direction.
- Quickly mount the facing head anywhere on the boring bar; saves time and helps get your job done quickly.

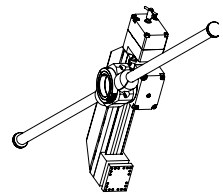
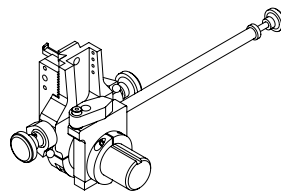
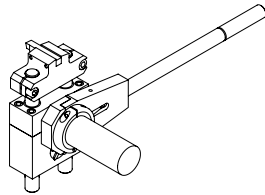


SPECIFICATIONS

| | US | Metric |
|---|----------------------------------|---------------------------------|
| Facing Diameter | 2.25 – 24.0 | 57.2 – 609.6 |
| Swing Diameter (Turning arm can be repositioned) | 20.1 – 25.3 | 510.5 – 642.6 |
| Feed, Feed Rate | Automatic, 0 – 0.11/revolution | Automatic, 0 – 2.794/revolution |
| Operating Weight | 40 lbs | 18.2 kg |
| Shipping Weight | 110 lbs | 49.9 kg |
| Shipping Dimensions (shipped in 1 container) | 38-1/8 x 17-13/16 x 6-1/8 inches | 968.4 x 452.4 x 155.6 cm |

| Machining Example #1 | | Machining Example #2 | |
|-----------------------------|---|-----------------------------|--|
| Material: | A-36 steel plate | Material: | A-36 steel plate |
| Motor: | Hydraulic with 11.3 in ³ (185.2 cm ³) displacement (Climax PN 21532) | Motor: | Electric 112/55 bar RPM (Climax PN 37557) |
| HPU/Flow: | 5 Hp, 4.7 gpm (5 Hp, 17.8 L/min) | Feed Rate: | 0.007 inches (0.178 mm) per revolution |
| Feed Rate: | 0.004 inches (0.102 mm) per revolution | Feed Direction: | Feeding in |
| Feed Direction: | Feeding in | Bar RPM: | 24 |
| Bar RPM: | 24 | Depth of Cut: | 0.030 inches (0.762 mm) |
| Depth of Cut: | 0.020 inches (0.508 mm) | Surface Finish: | 350 µin |
| Surface Finish: | 250 µin | Flatness: | 0.002 over 15 inches (0.051 over 381 mm) |
| Flatness: | 0.003 over 20 inches (0.08 over 508 mm) | Tool Bit: | HSS cutter (Climax PN 32344) |
| Tool Bit: | HSS cutter (Climax PN 32344) | Bearing Spacing: | 49.5 inches (1257.3 mm) from back side of bearing mounts |
| Bearing Spacing: | 49.5 inches (1257.3 mm) from back side of bearing mounts | Cutting Oil: | None |
| Cutting Oil: | None | Machine Orientation: | Boring bar mounted horizontally with 2 double arm mounts |
| Machine Orientation: | Boring bar mounted vertically with 2 double arm mounts | | |

Ordering Information

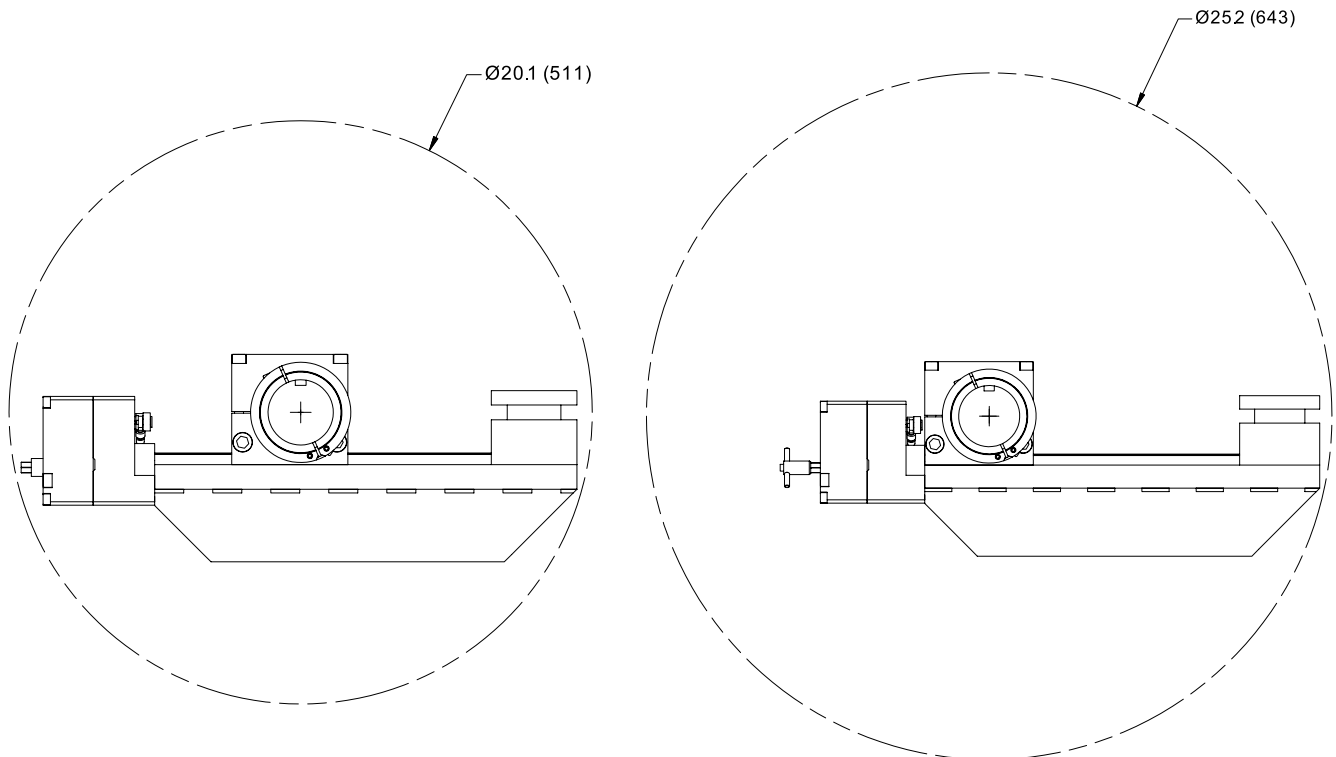
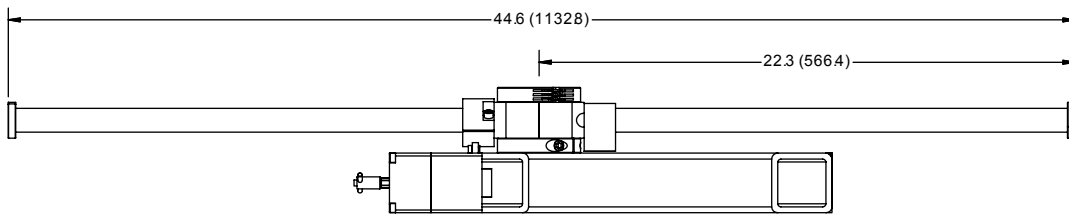
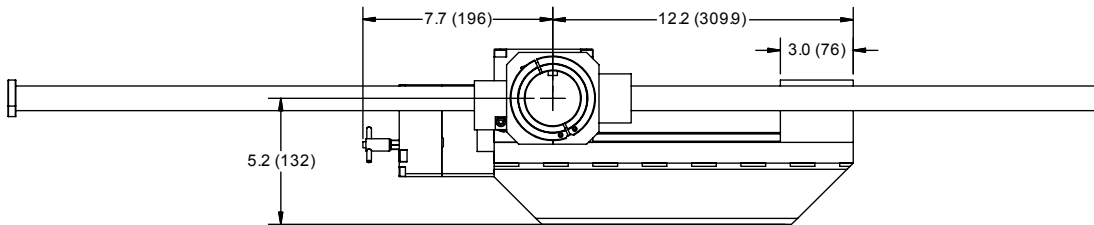
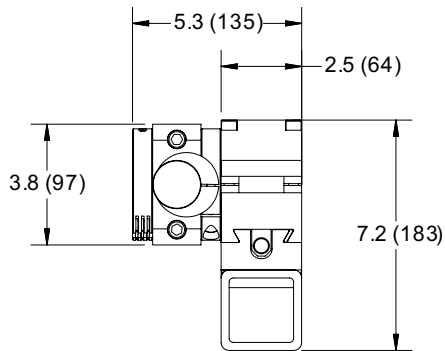


| Climax PN | 31412 | 30051 | 30044 | 35858 | 36936 | 36954 | 45040 | 60301 |
|---------------|-------------------------------|-------------------------------|------------------------------|----------------------------|-------------------------------|-------------------------------|--------------------------------|---------------|
| Item Name | Adjustable Range Facing Heads | | | Facing & Grooving Heads | | | Heavy Duty Facing Head | |
| Bar Dia. | 1-¼ (31.8) | 2.0 (50.8) | 2-¼ (57.2) | 1-¾ (44.5) | 2-¼ (57.2) | 2-¼ (57.2) | 2-¼ (57.2) | 2.0 (50.8 mm) |
| Swing Dia. | 6.6 - 9.4 (167.6 - 238.8) | 9.1 - 22.2 (231.1 - 563.9) | 10.0 - 18.6 (254 - 472.4) | 13.5 (342.9) | 13.5 (342.9) | 20.3 (515.6) | 20.1 - 25.3 (510.5 - 642.6) | |
| Facing Dia. | 2.1 - 8.8 (53.3 - 223.5) | 2.5 - 18 (63.5 - 457.2) | 2.5 - 18 (63.5 - 457.2) | 2.5 - 12 (63.5 - 304.8) | 2.5 - 12 (63.5 - 304.8) | 2.5 - 19.0 (63.5 - 482) | 2.25 - 24.0 (57.2 - 609.6) | |
| Grooving Dia. | n/a | n/a | n/a | 3.5 - 12 (88.9 - 304.8) | 4.0 - 12.0 (101.6 - 304.8) | 4.0 - 19.0 (101.6 - 482.6) | 3.3 - 24.0 (83.8 - 609.6) | |


All dimensions should be considered reference. Contact your Climax Representative for precision dimensions. Specifications are subject to change without notice. There are no systems or components on this machine that are capable of producing hazardous EMC, UV or other radiation hazards. The machine does not use lasers nor does it create hazardous materials such as gasses or dust.

OPERATIONAL DIMENSIONS

Dimensions in inch (mm)



APPLICATION PHOTOS



CLIMAX Training Facilities

Climax has been teaching the fundamentals and fine points of portable machine tool operation for practically as long as we've been inventing and building the tools.

At the Climax Global Learning Center situated in our corporate headquarters near Portland, Oregon, we provide training for machine tool operators on portable machine tool safety, and machine setup and operation. Trainees also receive technical tips and tools to improve operational efficiencies, with the vast majority of every program devoted to hands-on activities and skill development.



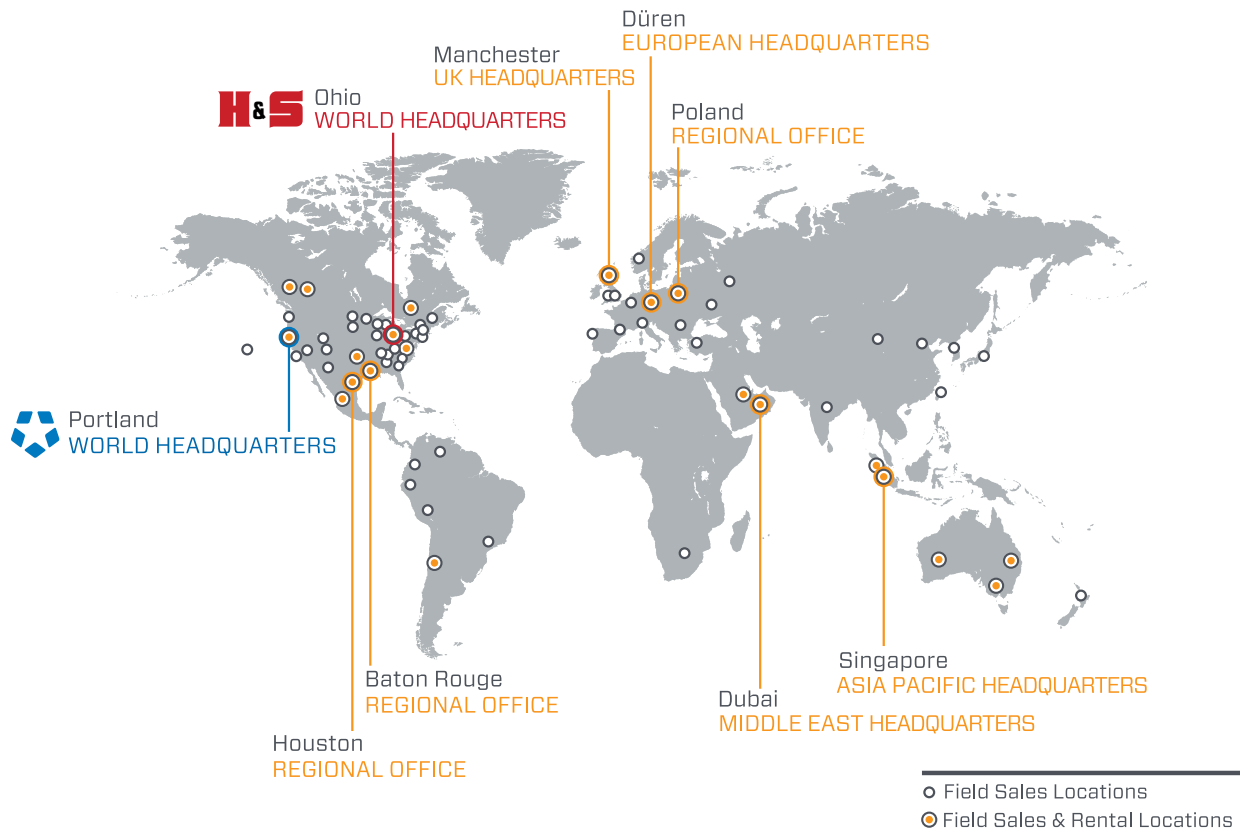
The Climax instructional team includes specialists in shipbuilding, power generation, civil engineering, bridge re-building, petrochemical and other industries.

Whether it's a regularly scheduled course at the Global Learning Center, or custom curriculum conducted at your facility, your machinists will benefit from courses developed by some of the most respected authorities in the business.

Call us today to register for a regularly scheduled class, or talk to us about how we can customize a training program for your specialized application.



CLIMAX GLOBAL LOCATIONS



Call CLIMAX for:

Rentals

With 21 worldwide rental depot locations, you are never far away from a CLIMAX tool.

On-site Training

Need some refresher courses in setting up and operating your CLIMAX machine tool?

Custom Projects

CLIMAX has been solving complicated machining, welding and valve testing problems for our customers since 1964.

Connect with us:    

World Headquarters

2712 E. Second Street
Newberg, Oregon
97132 USA
Tel: +1 503 538 2185
N. America Toll-Free:
1 800 333 8311
Fax: +1 503 538 7600
Email: info@cpmt.com

Asia Pacific

316 Tanglin Road #02-01
Singapore 247978
Tel: +65 9647 2289
Fax: +65 6801 0699
Email: info@cpmt.com

European

Am Langen Graben 8
52353 Düren, Germany
Tel: (+49) (0) 2421 9177 0
Fax: (+49) (0) 2421 9177 29
Email: info@cpmt.de

Middle East

Warehouse #5,
Plot: 369 272
Um Sequim Road
Dubai, UAE
Tel: +971 4 321 0328
Email: info@cpmt.com

United Kingdom

Unit 7 Castlehill Industrial
Estate
Bredbury Industrial Park
Horsfield Way
Stockport SK6 2SU
Tel: +44 (0) 161 406 1720
Email: info@cpmt.com

Copyright © 2016 CLIMAX Portable Machining & Welding Systems. All Rights Reserved. Climax has taken reasonable measures to ensure the accuracy of the information contained in this document. However, Climax makes no warranties or representations with respect to the information contained herein; and Climax shall not be held liable for damages resulting from any errors or omissions herein, or from the use of the information contained in this document.

